

**KETTLER**  
**SURFER**



The new ironing board has all the advantages of the professional method of ironing. Not for nothing did we name it **KETTLER SURFER**.

Our first ironing board with 100% professional characteristics, such as a heated ironing surface, continuously variable adjustments and a switchable active motor.



**Kettler Surfer**

**Kettler Surfer & Mabipress**

Here are the advantages of the **SURFER**

- Large ironing surface. Tailor-made!
- No build-up of moisture – no water stains.
- Residual moisture is extracted.
- Re-creasing is prevented.
- Temperature can be continuously adjusted using the thermostat control.
- Selected temperature (up to 90°C) is reached at lightning speed.
- Sensitive, light textiles are sucked on to the ironing board and lay smoothed out flat on the surface.
- The unpleasant steam is extracted, heated and blown through a fan as dry warm air.
- No steamed-up glasses any more – a pleasant working climate.
- The active blower produces a "air cushion", so that you are able to surf (slide) over the laundry and thus folds and seam castings prevent. Federation folds are not ironed (pressed).



THE TRADITIONAL MESH PATTERNED IRONING SURFACE WAS REPLACED BY A HEATED ALUMINIUM BOSS PLATE. IN THE AREA AROUND THE PLATE THE STEAM IS OPTIMALLY HEATED OVER A LARGE AREA AND THEN EXTRACTED; THE HIGH-QUALITY CHROMIUM-PLATED WIDENED SECTION IS EXCLUDED FROM THIS.

## LEVER FUNCTION

The very long and wide ironing surface can be widened easily by turning the lever positioned underneath the board. The adjustable 'shoulder cut' facilitates the ironing of all garments, and the optimum use of the surface makes it easier to handle large pieces of washing.

## SEATING COMFORT: Legroom!

Due to the curved strut construction, the ironing can be done particularly comfortably whilst sitting down. This is truly practical and makes ironing a great deal easier.

## STABILITY



The new swivel foot adjusts and levels out uneven patches on the floor. High-quality light tubing frame. Practical, solid and very stable!

## HEIGHT ADJUSTMENT

Setting up, folding up and continuous adjustment in between by applying merely slight pressure to the lever positioned underneath the board. With one movement – simple, comfortable and fast.

## THE IRONING BOARD SHELF


Easier, more functional handling. Size adjustment with the positioning lever. The bracket also contains a hole for the mounting clamp when using our steam ironing station. Integrated bracket for normal and steam irons and for our steam ironing station.



TECNICAL DATA

Mains supply  
Power consumption at mains socket / fuse protected 16 Amp.  
Ironing surface heating  
Ironing surface steam extraction  
Total dimensions  
Ironing surface dimensions  
Ironing board height, continuously adjustable

220 – 240 V / 50 Hz  
up to 2500 watt  
up to 90° / 400 watt  
80 watt  
Length 163 x width 54 x depth 12.5 cm  
138 x 38 cm  
approx. 90 cm



**KETTLER SURFER & MABIPRESS**

**This makes ironing fun!**